
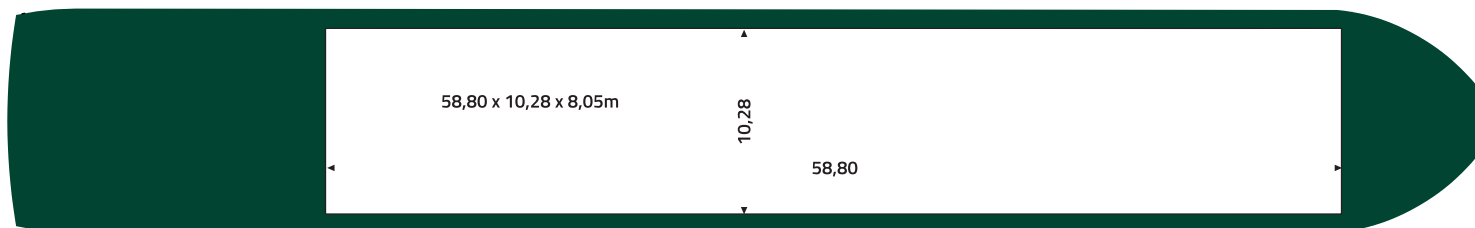
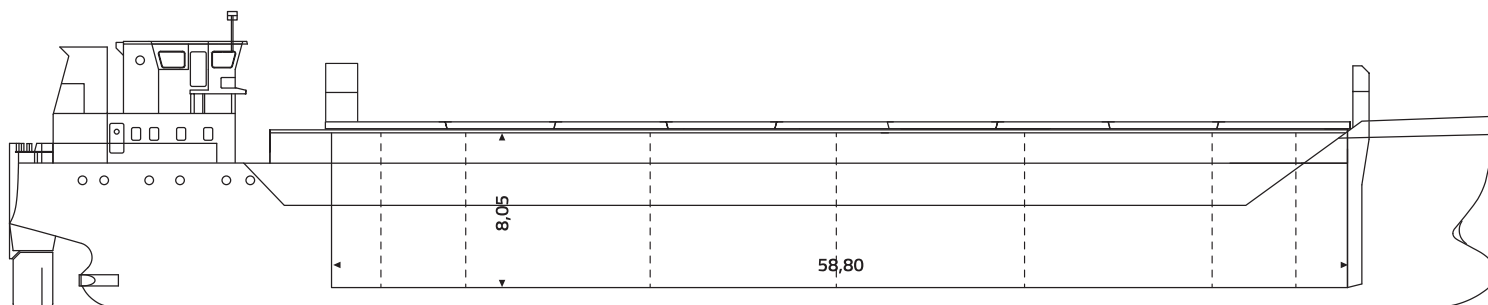


M/V KLAIPEDA



PARTICULARS

Name: M/V KLAIPEDA
Call Sign: LYSZ
I M O number: 9106584
Flag: Lithuanian
Built: 1995
Class: Bureau Veritas
Ice Class: Finish Iceclass 1B
P&I: Ship owners
Type: Box Singledecker

MEASUREMENTS (t)

Dwat: 4.069
GT / NT: 2395 / 1423
DWCC: Abt 3700

MAIN DIMENSIONS (m)

Loa: 87,80
Beam: 12,30
Draft fully laden: 5,77 on even keel
Airdraft: 13,30 in ballast condition

CARGO HOLD

Grain/Bale: 172.000 cubic feet
Timber intake: 4500 m3 LP
Hatch dimensions: 1 hatch: 58,80m x 10,28m
Bulkhead(s): 2
Tanktop strength: 10 t/m2
Hatch strength: 1,59 t/m2
Grain fitted
Timber fitted

PROPULSION

ME output: Kw 1445
Bowthruster: Kw 260
Speed: Abt 9 knt
Consumption: Abt 5,5 cbm G.O.

